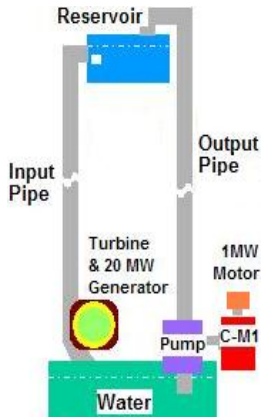


# Cangrier-M Machines

The Alternative Solution to the World's Energy Crises and Global Warming!!!



## C-M1 - Electric Generation

Hydroelectric Power Generation Water Recycling Concept  
USPTO Patent Application Number - US 12/231,697

## C-M87 - Electric Generation

Hydroelectric Power Generation Water Recycling Concept  
USPTO Patent Application Number - US 12/586,975

## C-M2 - Flying Machine

G-Force Emulator – The Power Source of C-M2  
USPTO Patent Application Number – US 12/288,988

## C-M3 - Engine Replacement

G-Force Emulator – The Power Source of C-M3  
USPTO Patent Application Number – US 12/288,988

*Endless possibilities...*



The Product Information

The Business Opportunities

The Business Proposal in General



## **in-no-ven-tion** (in-nōvĕn'shən)

creation of new device or process developed from study and experimentation embodying advancement towards the betterment of humanity.

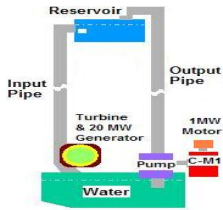
### **Cangrier-M Innoventions Technology**

PhilAm Life Village, Las Pinas City, Philippines 1741

(632) 872-9602; 0921-687-2092; 0906-444-4404

[www.cangrier-m.com](http://www.cangrier-m.com)

edgardo\_timcang@cangrier-m.com



# Cangrier-M Machine or C-M

## The Product Information

- What Is Cangrier-M Machines or C-Ms?

### The Basic of Mechanical Principle and Concept

**C-Ms** are collaboration of very simple and practical scientific principle and mechanical concept that led to the invention of the following powerful machines: **C-M1 and C-M87** – the hydroelectric power generating machine through water recycling concept, **C-M2** – the flying machine and **C-M3** – the engine replacement machine. Both **C-M2** and **C-M3** are compact versions of **C-Ms**. **C-Ms** are different from the principles and concepts of known Perpetual Motion Machines and Conventional Prime Movers namely: fossil-fuel-based engines, nuclear, and nature's prime movers, which all have drawbacks.

- What Are C-M1, C-M87 (and C-M89)?

### The Basic of all Basics Machine

**C-Ms** are very powerful perpetual motion machine designed for hydroelectric (hydraulic) power generation through water recycling concept. **C-Ms** work on **Techniques (Invention)** that adapt basically the underlying Principle of Equilibrium or Perfect Balance. Therefore, since they are Perfectly Balanced, pumping out two (2) cubic meters of water per stroke through a 1.6-meter diameter 100-meter high pipe with a total water weight of 200 tons **can be done by an individual** using the **C-Ms'** Absolute Perpetual Motion Machine Technology. The saying that "I can lift a mountain through the tip of my finger" is no longer an exaggeration but a reality with **C-Ms**!

- What Are The General Applications Of C-Ms?

### The Magnitudes of Potentials of C-Ms are Unimaginable

**C-Ms** are versatile and adaptable. They cover wide applications. They can be used in large-scale electric power generation for major cities and states. In a small-scale, they can be used to generate electricity for various commercial and industrial applications, centralized air conditioning, water supply for highland urban and rural areas and irrigations, flood control, cable cars, trains, elevators and many more.

- What Are The General Benefits That We Can Derive From C-Ms?

### No More Energy Crisis! No More Burning of Fossil Fuel! No More Global Warming!

**C-Ms** will practically solve and revolutionize the energy requirements of mankind especially in the field of electricity and transportation. They will relieve man from his total dependence on known Conventional Prime Movers namely: fossil-fuel-based engines, nuclear, and nature's prime movers such as hydro, geothermal, wind, solar, sea wave and sea current, all of which have drawbacks and very expensive to build. Since they are not a fossil-fuel-based engine, nuclear, etc., therefore they does not produce toxic waste, radiation, heat, air-water-noise pollutants, which are all detrimental to all living things and environment. In hydroelectric power generation, dam - an expensive and delicate structure to build, is no longer needed. Therefore, destruction of rivers and watersheds is prevented

and the use of expensive pylons, transmission lines and equipment will be minimized or even eliminated, since **C-Ms** can be built within the city. They can operate for 100 years without the possibility of breakdown due to few moving parts; therefore, blackouts and brownouts are minimized.

- **C-Ms the Simplest Form of Perpetual Motion and Prime Moving Machines Designed for Power Generation**

Compared to conventional hydroelectric power plant of the same capacity, **C-Ms** structures are very simple that they require only a small space. Due to their simplicity, it is **30% to 50%** cheaper and **6 to 7** times faster to design and build. A one-megawatt structure can be done within 4 to 6 months.

- **The Cost of Building C-Ms**

### **C-Ms the Cheapest of all Prime Movers**

Below is the comparative cost of building a one-megawatt **C-Ms** against a one-megawatt conventional hydroelectric power plant.

Computation for Hydroelectric Power Plant

A) Estimated Cost of Conventional Hydroelectric Power Plant:

US\$3,300,000.00	Prime Mover – Hydroelectric Dam
<u>900,000.00</u>	Electric Generating Set <b>Branded</b>
<b>US\$4,200,000.00</b>	Total Cost
=====	

B) Estimated Cost of **C-Ms** Hydroelectric Power Plant:

US\$2,400,000.00	Prime Mover - <b>C-Ms</b> through Water Recycling Concept
<u>900,000.00</u>	Electric Generating Set <b>Branded</b>
<b>US\$3,300,000.00</b>	Total Cost
=====	

**Note:** Based on the foregoing computation, **C-Ms** are initially **19% cheaper** than the prime mover of the Conventional Hydroelectric Power Plant. However **C-Ms** are **40% to 60% cheaper** in the long run and if the 24 hours a day, 7 days a week and 365 days a year of full, non-stop operation is adapted.

- **What are the Characteristics of C-Ms?**

### **The Salient Features of C-Ms**

1. They are not like Fossil-Fuel-Fed Engine, nor one of the Nature's sources of known Prime movers such as: hydro, geothermal, solar, wind, sea wave, sea current, etc.
2. They are a very powerful perpetual motion machines.  
  
Their **Input / Output** Ratio is **1:15** for **Dependent** Perpetual Motion Machine and **1:25 to 1:100** for **Absolute** Perpetual Motion Machine.
3. Since they are a perpetual motion machines, they do not consume nor burn even a drop of fuel.
4. Since they are not a combustion engines, they do not produce heat.

Can you imagine the heat and the pollution a one-megawatt fossil-fuel-fed engine can produce every second?

5. They are low revolution per minute (RPM) machines.

6. They are versatile and adaptable.

They can be easily built and can replace and convert existing conventional hydroelectric power plant into **C-Ms** anytime and anywhere.

7. They eliminate or minimize the usage of expensive pylons, transmission lines and equipments.

8. They have much less parts especially moving parts. Therefore, they are repair and maintenance free.

9. They can operate for decades without the possibility of breakdown. Therefore blackouts and brownouts can be minimized or even eliminated.

- **Have C-M1, C-M87 and C-M3 (G-Force Emulator) Been Patented?**

### **To Be Able to Patent an Invention is Every Inventor's Dream**

The United States Patent and Trademark Office (USPTO) under the Paris Convention, has accorded **C-M1** with Non-Provisional Patent Application Number: **US 12/231,697** and **C-M87** with Non-Provisional Patent Application Number: **12/586,975**. Likewise, **C-M3 - the G-Force Emulator**, the power source of the compact model of **C-Ms**, is accorded with Non-Provisional Patent Application Number: **US 12/288,988**. This extent of record recognition by USPTO has given the Inventor the right to patent the **C-M1, C-M87 and C-M3** Machines in any country of the world.

## The Business Opportunities

- **What Are The Addressable Business Opportunities?**

### **C-Ms the Alternative Solution to Energy Requirements of the World**

During the past three decades, the demand for electric energy and power has increased tremendously due to rapid population growth, intense industrialization, ever growing need for transportation, advanced communication, etc. Due to these phenomena, the cost of electricity and power has become more expensive, may they be the product of fossil-fuel-based engines, nuclear and nature's prime movers. Parallel to this, the demand for alternative source of energy, that is cheap, clean and safe, is strongly felt. This has opened up even greater business opportunities.

- **What Is The Solution To These Business Opportunities?**

### **C-Ms the Solution**

While bio-fuels and renewable energies are currently the solutions to these business opportunities, the answer to these business opportunities both in short term and long term bases is still the powerful, miracle machines called **C-M1, C-M87 (,C-M89) and C-M3.**

- **What Benefits Can Your Company Derive From C-Ms?**

**Today, Energy is the Main Focus of Every Man, Organization and Nation.**

**C-Ms'** magnitudes of potentials in the field of energy are unimaginable as such very lucrative for investment. Whichever option your company may choose, may it be through royalty or as a manufacturer or both, it can expect that the return of its investment and services can be attained in the shortest span of time.

## The Business Proposal In General

- **CIT Is Looking For Exclusive Partner For Local And International Operations**

### **The Immediate Goal**

CIT welcomes organizations, which are interested in becoming CIT'S partner on the **C-Ms** commercialization. We are willing to enter into an agreement with any Local Organization for Domestic Operation and any well-established worldwide Organization for International Operation. Any organization interested in CIT's offer for business partnership on **C-Ms**, on worldwide or domestic operational coverage, can write CIT signifying its intent.

- **When The Letter Of Intent Is Received**

### **Signaling the Pace Towards The Establishment of a Mutually Beneficial Business Relationship**

When the Letter Of Intent is received, a Meeting is arranged and scheduled. For practical and security reasons, all meetings with respective countries will be held ***in Manila, Philippines.***

*The Start of Mutually Beneficial Business Partnership!!!*

---

## COMPARATIVE ANALYSES

### The Renewable Energy Machines Versus Cangrier-M Perpetual Motion Machines

The solar energy is dependent on sun, the wind on nature's change of weather, the hydroelectric on water, geothermal on volcanic steam and sea wave on nature as well. This new technology does not depend on any of the aforementioned sources, but on the inherent property of gravity which is unchangeable at all times: hence the operation of this technology is by far incomparable to these renewable energy prime movers due to the constraints on their sources.

Since fossil-fuel and nuclear-based prime movers are ruled out because they are not environment friendly and very expensive to build initially and in the long term, the comparative analyses are focused on the renewable energy machines versus Cangrier-M Perpetual Motion Machines.

**Table 1: COMPARATIVE ANALYSIS OF THE COST OF INITIAL INVESTMENT**

REQUIREMENT: Power Plant must be capable of delivering Continuous Supply of One Megawatt Electric Power 24 hours a Day, 7 Days a Week, 365 Days a Year

Prime Mover	Cost of 1 MW	No. of Units Req'd 24-Hour Operation	Battery Req'd For 1MW (\$1M/MW)	Life of Fully Charged Battery	Extent of Power Supply	Total Cost of Initial Investment	Transmission Lines, Pylons & Equipment
Solar	\$1.5M	3	Included	3 days	3 days	\$ 4.5M <sup>#</sup>	Optional
Windmill	\$1.5M	3	\$2M	3 days	3 days	\$ 6.5M <sup>*#</sup>	Required
Geothermal	\$4.5M	1	No Battery	N/A	No Limit	\$ 4.5M <sup>*</sup>	Required
Hydro	\$4.2M	1	No Battery	N/A	No Limit	\$ 4.2M <sup>*</sup>	Required
<b>C-M1</b>	<b>\$3.3M</b>	<b>1</b>	<b>No Battery</b>	<b>N/A</b>	<b>No Limit</b>	<b>\$ 3.3M</b>	<b>Optional</b>
Sea Wave <sup>@</sup>	\$10M+	?	?	?	?	\$ 10M+	Required

\* = Pylons, Transmission Lines, Equipment, etc. will cost additional Millions of Dollars due to their Prime Movers fixed locations while Solar and C-M1 will not, due to their site adaptability.

# = Solar and Wind Prime Movers need at least \$9M and \$13M of initial investment respectively, to deliver around 6 days of continuous power supply.

@ = Not included in the next Table Presentation owing to its impractically high investment cost.

**Note:** C-Ms' land requirement is much smaller compared against that of known renewable energy prime movers except solar.

**Table 2: COMPARATIVE ANALYSIS OF CONSTRUCTION DURATION, REPAIR AND MAINTENANCE, LIFE SPAN AND ADD-ON COST ON PRIME INVESTMENT**

Prime Mover	Construction Duration	Cost of Repair and Maintenance	Life No. of Years	Average Battery Life No. of Years	Total Cost of Battery Replacement
Solar	3 – 4 months	Expensive	20 <sup>#</sup>	4 years	\$15M
Windmill	4 – 6 months**	Expensive	20 <sup>#*</sup>	4 years	\$10M
Geothermal	1 – 2 years**	Cheap	30 <sup>*</sup>	N/A	N/A
Hydro	2 – 3 years**	Cheap	50 <sup>*</sup>	N/A	N/A
<b>C-M1</b>	<b>4 – 6 months</b>	<b>Cheapest</b>	<b>50-75</b>	<b>N/A</b>	<b>N/A</b>

\* = Pylons, Transmission Lines, Equipment, etc. will cost additional Millions of Dollars due to their Prime Movers fixed locations while Solar and C-M1 will not, due to their site adaptability.

# = Solar and Wind Prime Movers need at least \$9M and \$13M of initial investment respectively, to deliver around 6 days of continuous power supply.

**Table 3: COMPARATIVE ANALYSIS OF ENVIRONMENTAL BENEFITS AND RISK FROM NATURE**

Prime Mover	Global Warming	Air/Water/ Noise Pollution (Due to Battery)	Risk from Earthquakes	Risk from Typhoon, Flood, Landslides and Tsunami	Risk from Energy Source Cut-Off
Solar	Non-Contributory	Semi-Contributory	Minimal	Minimal	Minimal
Windmill	Non-Contributory	Semi-Contributory	High	High	Minimal
Geothermal	Non-Contributory	Non-Contributory	High	Minimal	High
Hydro	Non-Contributory	Non-Contributory	Very High	Very High	Very High
<b>C-M1</b>	<b>Non-Contributory</b>	<b>Non-Contributory</b>	<b>Minimal</b>	<b>Minimal</b>	<b>None*</b>

\*= C-M1's power source is constant : Gravity.


Cangrier-M Innoventions Technology  
 PhilAm Life Village, Las Pinas City, Philippines 1741  
 (632) 872-9602; 0921-687-2092; 0906-444-4404  
[www.cangrier-m.com](http://www.cangrier-m.com)  
 edgardo\_timcang@cangrier-m.com



# CANGRIER-M INNOVENTIONS TECHNOLOGY



## OTHER INNOVENTIONS



## OTHER INNOVENTIONS

### ASHTRAY 2 designs



These are very simple trays but **can prevent accidental fire, annoying burns**, and other potential hazards of unattended lighted cigarettes and tobaccos to home and personal properties such as house, carpet, table, chair, floor and more by keeping lighted cigarettes or tobaccos lit up to a certain point.

### WATERFALLS 2 designs



The **main attraction** of these products is purely ideas and do not need to be proven. Only some of the mechanisms and techniques are invented. These can be installed in homes, restaurants, hotels, resorts, parks and any other location of desire.

### HANGER FOR TRAVELLERS 2 designs



These clothes hangers are compact and designed for constant travelers.

### DISPENSER 1 design



It does **not spill, drip or clog**, therefore, **no mess** dispenser. It is ideal for table and kitchen used in restaurants, hotels, homes as well as in laboratories and for industrial use. Used as a dispenser for soy sauce, fish sauce, vinegar, salad oil, water, hot or cold drinks, juices, milk, chemicals, or any liquid substances.

### LIGHT ENHANCER 2 designs




They will **surely save** much energy.

### FAUCET 2 designs



These faucets are designed for **hot and cold** water mixing. They simplify mixing of hot and cold water to the desired temperature and the mixing setting **shall be done only once** during use.

### NATURAL DEWATERING SYSTEM 1 design



This gadget utilizes the principle of gravity (atmospheric pressure) using siphon. This is ideal for mining, irrigation, etc. and water supply for urban and rural areas. It does not use engine or electric motor. **All natural!**

### NATURAL AIR CONDITIONING 1 design



This air conditioning uses natural method. It can maintain **68° to 75°** Fahrenheit temperature within a room, house, building, etc. in a **95° to 110°** Fahrenheit environment.

### STREET/HOUSE/LAWN SWEEPER-VACUUM 2 designs



These sweeper-vacuums are designed for cleaning street and sidewalks, house and lawn.

### PAPER CUP DISPENSER 2 designs



These dispensers **ensure** that you will only get **one cup** at a time on the same spot or location.

### GOLD/MINERAL ORE CRUSHER/PULVERIZER 2 designs



Using 40 horsepower engine or electric motor and at 2,000rpm (minimum), the machine can **crush and pulverize** (120-200 mesh) **3 to 5 tons** of fist size ores per hour while it only requires **2 x 4 x 2** meters of plant space.

### NAIL CUTTER 1 design



It can cut nails better and cleaner and **without crack**. It can **reach and cut** part of the nails where common nail cutters **cannot**. It has sure grip.

### FLOATING CARRIAGE SUSPENSION 3 designs



Riding a transport using these suspensions is **far more comfortable** than those transport using conventional suspensions, even air suspensions. You **feel like really floating**.

### SUPER SCREW DRIVER/WRENCH 2 designs



Compared to other screw drivers and wrenches, these super screw drivers and super wrenches can tighten or loosen standard screw or bolt of **1 inch long** within **3 to 5 seconds** with much ease.

### SEA BUS 2 designs



These are **unique** designed sea transports. Depending on the design, for example the sea buses are designed to absorb or overcome a wave height of ten feet, the **see saw movement** of the sea buses is so **minimal** that you can **still stand still**.

### CASTERS 2 designs



These casters are guaranteed to have an **easy and smooth turn and roll** to any directions.

### DOOR CLOSER 1 design



Unlike conventional door closers, this is the type of door closer that you **do not need** much pushing force or strength in opening the door but closes the door with much force if desired.

### COOKING RANGE GAS/ELECTRICITY SAVER 2 designs



These are gadgets that will **surely save** as much as **25% to 35%** on gas and electricity consumption.

### VACUUM CLEANER NOZZLE 2 designs



These can clean carpet, floors (non carpeted), furniture and fixtures, cars, etc. better than conventional ones.

### TRICYCLE TRANSMISSION 1 design



A very simple **2-speed transmission** designed for Asian tricycle transport utilizing 3 to 10 horsepower engine, e.g. Briggs and Stratton, Tecumseh, Honda, etc. Estimated number of tricycles in Asian countries alone is 4 million plus.

### BOOKSTAND 2 designs



These bookstands are **ideal** for libraries, bookstores, homes, etc.

### GARBAGE PROCESING 1 design



This is a very **simple way to process garbage**. Cheap, fast and chemical free. Therefore it is **safe and environment friendly**.

### CLOTHESLINE 2 designs



They are surely a space saver clothes line.

### MOSQUITO ERADICATOR 2 designs



These gadgets use **no chemicals**. They are simple but will **surely control** the mosquito population from **90% to 95%**, may it be in urban or rural areas.

### TOILET BOWLS 2 designs



These modified toilet bowl designs are intended for home, commercial and public use. By using only **1.7 to 2.0 gallons of water**, these newly developed bowls guarantee a sure clean flushing.

### FLYING MACHINE 2 designs



These machines are especially designed to be **driven** by man. They only use diminutive energy of man to fly, like the **energy needed** by man in **jogging**.

### SCRUB 2 designs



These cleaning gadgets are designed to clean both **easy and hard to reach** areas.

### WINDMILL/TURBINE 2 designs



These two designs are lighter and much cheaper to build. On efficiency, they can compete to known windmills or wind turbines of today and resolve the inefficiency of known turbines worldwide.

### OTHER INVENTIONS

Light Focusing Gadget  
Door Mat  
Telephone & Address Book  
Semi / Automatic Transmission

Can Opener  
Pencil and Crayon  
Gold Extractor

Washing Machine  
Globe  
Table Napkin Holder

Bag for Travelers  
Fresh Air Fan  
Fly Eradicator

## Cangrier-M Innoventions Technology

PhilAm Life Village, Las Pinas City, Philippines 1741

(632) 872-9602; 0921-687-2092; 0906-444-4404

[www.cangrier-m.com](http://www.cangrier-m.com)

edgardo\_timcang@cangrier-m.com

# CANGRIER-M INNOVENTIONS TECHNOLOGY



**C-M1, C-M87, C-M3  
Milestones**



## C-M1, C-M87 and C-M3 MILESTONES

1970

The starting point of my research for a **prime mover that does not need any fuel**.

1970 - 1977

Despite extensive research and study done for more than seven years, I still faced a blank wall.

1977 - 1979

During these years I confined myself on experimenting pressures but I failed to discover even a slight hint that would lead to the discovery of **no-fuel prime mover**. Instead, I invented the Natural Dewatering System (please see Other Inventions).

1979 - 1981

Nothing had been done so much for the project. I was busy with my job as an Overseas Contract Worker (OCW) working as an Analyst/Programmer in Bahrain. After two years in that historical country, I came home but went back to the Middle East in late 1981, this time in Saudi Arabia.

1981 - 1984

Focused on researching and experimenting the spring, gear, gravity, flywheel, natural magnet and electromagnet as source of power.

In the course of my research, I accidentally discovered and invented the (electro) magnet machine having the same concept as the rail gun of the U.S (shown in the Towards 2000 TV series). I was a bit upset that such machine was already invented but on the other hand I was also happy since I was able to invent such machine with minuscule financial and technical resources. Then an Australian inventor published and showed on TV (also on Towards 2000 TV series) his wind turbine invention. He had designed more than one hundred blades but said that the **almost** letter "S" shape was the most efficient. I was challenged by such announcement. I designed two blades; one was as efficient as the letter "S" shape but the other one had almost double efficiency (please see Other Inventions). Furthermore, these two designs are lighter and much cheaper to build. When it comes to efficiency, they can compete to known windmill or wind turbine of today. Since I was more interested in **no-fuel prime mover**, I was oblivious of such invention.

1984 - 1987

Disappointed but happy with the result of my research and experiment on electromagnet, natural magnet and spring, because I was able to invent a machine similar to Rail Gun and Wind Turbine, a hint that eventually led to the discovery and invention of C-M1 (Version 1) came flashing into my mind, the water pump. Thus, the beginning and the turning point of my 14 years search of **no-fuel prime mover**.

I reviewed and analyzed the concept for three months and I found nothing faulty to disprove the idea. Confident that the idea was already 100% proven, since the idea was basic of all basics, I wrote to several companies asking for their financial support to build a prototype and eventually to patent the machine. Unfortunately nobody was interested probably because perpetual motion machines were deemed as physical impossibilities.

In **October 1987**, true to my belief, I successfully built and invented the prototype of Version 1 (V1) of the C-M1 machine (formerly JC-M1). After the successful testing of V1, I immediately wrote to our President and other known personalities asking for their financial help so I could build a model for which a patent was to be based and for exhibit. I also wrote the Archbishop of Manila asking for his full support on security, in case the machine went to the wrong hands.



1987 - 1988

With our President's recommendation I was able to communicate with the **Department of Science and Technology (DOST)**. I also wrote the **National Power Corporation (NAPOCOR)**, **Manila Electric Company (MERALCO)**, etc. but all to no avail.

Due to my frustration, I decided to go back to the Middle East to work so I could finance the cost of building a model. While in such situation, the compact model of C-M1 was conceptualized. I named the machine as **C-M3** (formerly JC-M3) designed to replace the fossil fuel based prime movers (engines). Hence, I left the country.

While performing my job I thought of writing to known companies all over the world offering to them the C-M1 technology. To name a few: General Electric, Westinghouse, Siemens, IBM and Ford Motors. Only few responded favorably but their demand was for me to disclose the machine's secret in a non-confidential term, which is for me unacceptable without any pre-agreement.

In late **1988**, a government was interested in my invention. A negotiation was arranged. It could have been a done deal but it broke down due to some irreconcilable issues.

1988 - 1989

I decided to resign from my job as Trading and Administration Manager and started soliciting money from co-Filipino contract workers since my savings were not enough to finance the model for exhibit.

I went home in **February 1989** and built the model of C-M1 V1, which was due to be **exhibited at Philcite in May** of the **same year**. The exhibit did not push through due to stuck-up piston. The redesigning of piston and other parts went on.

While I was redesigning C-M1, I discovered another approach but the principle and concept was the same with C-M1. I named this approach as **C-M1 Version 2 (V2)**. This V2 was almost perfect. The miniature model was built and its workability had been proven and therefore invented. Then in **mid 1989** the miniature model of C-M3, which was conceptualized in 1988 but modified to suit V2's structure, was fabricated, tested and worked as perceived. **Hence C-M3 was born.**

1989 - 1991

**Again I wrote our President**, and this time I also wrote our **Senators, Congressmen, DOST Secretary, NAPOCOR**, local companies, etc. asking for their financial help so I could build a model for C-M1 V2 for which a patent would be based and for exhibit. Others responded negatively while others did not. Some of those who responded favorably were only interested in knowing the secret without even making a single commitment and yet they are the ones who are capable. Again, to no avail.

I decided to write the **National Institute of Standard and Technology (NIST) of the United States** and its response was very encouraging because of their assurance and commitment.

Then the war in the Middle East, named as the **Desert Storm**, broke out. When Iraq vowed to bomb all the oil fields in the Middle East, I was worried since it has been the world's biggest oil supplier. Thinking that if it would happen, the world would be in chaos, I decided to reveal the secret as the solution to imminent crisis in case the threat was carried out. So I wrote to **Ambassadors and/or Consuls' and foreign dignitaries** inviting them to attend to the revelation. I also wrote our President, Senators, Congressmen, United Nations' TIPS, Media, the Archbishop of Manila and many more. The response was overwhelming.

1989 - 1991

During this dark period, I decided to write **Sec. James Watkins of the U.S. Department of Energy** asking for financial help. The response was very encouraging. He advised me to submit invention document for them to study. If it would pass, they would extend a financial help. **They assured me that the secret of the machine would remain confidential.** I went to the United States. Immediately upon my arrival I tried sourcing out funds for my trip to Washington. I failed to secure the needed amount. Moreover, a tragedy struck my family that I must go back home to the Philippines soonest. And so the planned meeting was postponed and eventually just died down.

The war in Iraq continued and ended. **However, the threat by Iraq was not carried out and so with the planned revelation.**

1991 - 1993

As time went by my savings and co-OFW'S investment gradually dwindled. My plan of going back to Middle East did not materialize. As much as I wanted to go abroad and work I also wanted to finish what I started – **my invention.** So, I stayed here in the Philippines. Again I asked for financial help from my investors but most of them did not respond. Those who had responded favorably and provided support at the start but their support gradually died down.

Again, for the last time, I tried to negotiate with NAPOCOR and Office of the Energy Affairs, but **I failed.**

My experience in negotiating with our government, organizations, private personalities, entrepreneurs, companies and many more, was frustrating but worthwhile. **I could not blame them.** The situation was just like **chicken and egg puzzle.** They were not going to commit any financial investment or help unless the secret was revealed and the machine's workability is proven. On my part, **knowing what I have invented,** I just cannot reveal the secret of my machine without any pre-agreement mainly on the safety and security of the C-M1 secret and the inventor.

**Thenceforth, I have promised to myself, that on my own, I would raise the amount needed to fabricate the prototype and to patent the machine no matter how long it would take as long as the machine's secret was not compromised.**

1993 - 1997

Then a friend of mine, knowing me as an inventor, approached me if I could invent a **Gold Extractor** for a gold mining firm? I answered him "Inventions are made through Divine Wisdom, not just because you want to invent, but I will try." And I invented not only the **Gold Extractor** but also the **Gold Ore Crusher / Pulverizer** machine as well (please see Other Inventions). We used the machines in our mining operation in Mindanao. We did have a profitable operation but when it came to sharing, the amount was not enough to sustain the needs of my family and to settle some of my obligations. Due to this, I quit mining and went home in late **1995.**

Although C-M1 V2 was already perfected then, still I reviewed the concept of the machine from time to time to see if there was still a room for improvement.

Then I tried another venture, this time logging in Mindanao (Philippines). It was not even as lucrative as mining, so again I packed up my things and went home.



## 1997 - 1999

Later in **1997**, I decided to sell our land. Again I failed to secure the amount needed for the C-M1 because the amount did not come in whole but in parts.

Heeding to the advice of my kins, I went back to the U.S. with all my hope that the Filipino community could help me raise the amount needed in building the C-M1 prototype and the patenting process. The idea did not work. Only few extended their helping hands. The solicited amount was not even enough for my expenses there in U.S. So I had to go home before I would run out money.

## 1999 - 2004

Probably exhausted, frustrated, disappointed, name it, for almost five years, I did not even think of raising fund for the project. In fact, **I reviewed the design of my machine periodically**. Then in late **2004**, a miracle happened. My enthusiasm on my C-M1 was revived. My spirit was so high. I regained my strength, both mentally and physically, and most of all an unwavering determination.

I reviewed the C-M1 V1 and V2 designs and another approach came into my mind. I named the machine as **C-M1 V3** (the combination of the two versions). Slowly, I built a small prototype just to prove if the approach was workable or not. It took me almost one year to build such working model due to diminutive financial resources but amazingly the effort paid off. **The concept worked**. Thank God!

## 2004 - 2006

Few months later, after the successful testing, I started disposing some of my belongings and properties so I could finance the fabrication of V3. Again, it took me more than a year to build a model with my scarce resources. The model was completed in mid 2005 but with machining inaccuracies particularly the cylinder bore and piston.

The model was designed to pump water through a 2.5 cm diameter pipe with a height (length) of 140 feet. Since it was impractical to exhibit V3 with such height, I thought of using mercury to shorten the height of 140 feet to 10 feet (mercury is 14 times heavier than water).

While redesigning the V3 to suit the concept, I started sending invitation letters to our President, DOST, NAPOCOR, Senate President, Speaker of the House of Representative, Las Pinas City Mayor, etc. to attend the exhibit. The move was a big mistake, a repetition of 1989 chronicle.

After the adjustment to V3 was made, raising money for the mercury was next. I did raise the amount but found out later that obtaining mercury would need DENR's approval. And so the planned exhibit did not push through. Therefore, I had to withdraw all my invitations much with regrets.

Due to machining inaccuracies and some erroneous calculations, I decided to build a more quality model, this time using weights, instead of water or mercury, which is very expensive.

The model was successfully fabricated much with accuracies, this time, for almost all parts especially the cylinder bore, piston, valves, guides, etc. After the successful testing, quite a few investors/creditors were impressed and therefore supported the plan of patenting the C-M1 V3 machine in the United States.

2006 - 2009

In **November 2007**, I applied for a U.S. visa so I could personally apply for a patent for C-M1. Unfortunately, I was denied. Due to this, I prepared the required documents for Provisional Application for Patent for the machine and sent them to my daughter in USA. My daughter submitted personally the application on **May 12, 2008** at **USPTO** in Alexandria, Virginia, USA.

The United States Patent and Trademark Office (USPTO) under the Paris Convention, has accorded **C-M1** with Non-Provisional Patent Application Number: **US 12/231,697**, and **C-M87** with Non-Provisional Provisional Patent Application Number: **US 12/586,975**. Likewise, **C-M3** – the **G-Force Emulator**, the power source of the compact model of **C-Ms**, is accorded with Non-Provisional Patent Application Number: **US 12/288,988**. This extent of record recognition by USPTO has given the Inventor the right to patent the **C-M1**, **C-M87** and **C-M3** Machines in any country of the world.

**To All Inventors Of The World May God Guide And Bless Us All!!!**

### **Cangrier-M Innoventions Technology**

PhilAm Life Village, Las Pinas City, Philippines 1741  
(632) 872-9602; 0921-687-2092; 0906-444-4404

[www.cangrier-m.com](http://www.cangrier-m.com)

edgardo\_timcang@cangrier-m.com

